

Set 1



Twin Texts

Teacher Guide

Nonfiction




Fiction

Name: _____

Picture Perfect


- ➔ Draw yourself in clothes you think are cool.
Color your picture. Then circle the crayons to show
which colors you used.





Name: _____


Color Match-Ups



➡ Color and cut out the picture words. Complete each sentence by gluing the correct picture word in its box.

1. This  is orange.

2. This  is yellow.

3. This  is red.

4. This  is black.





Provide safety scissors and crayons for children to use with this activity. Prompt them to recall the photographs in the story as they match up each object with its color. Suggest that children read the sentences and color the pictures before cutting them out.

Name: _____

1

In My Home

⇒ Draw something in your home that is big.
Draw something in your home that is little.

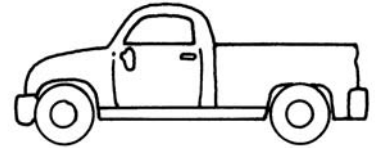



Name: _____

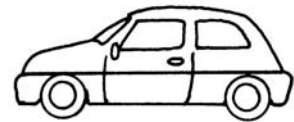

Big or Little?

⇒ Circle the picture that matches the words.

1. big truck



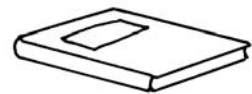

2. little car



3. little chair



4. big book

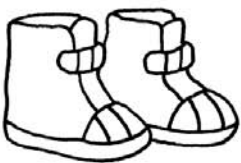


Remind children that some things can be big *or* little. Ask them to read the words and to circle the correct picture.

Name: _____

My Rainy Day



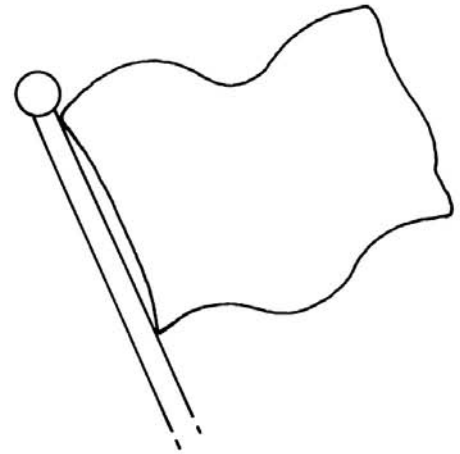

⇒ Draw a picture of something you like to do in the rain.



Name: _____

Rain Helps

⇒ Circle three things that rain is good for.

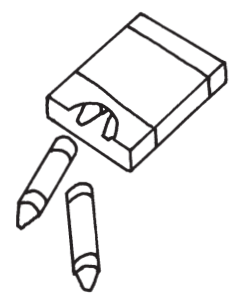



Help children remember all of the things that rain is good for. Then ask them to circle the pictures of three things that are helped by rain. Encourage children to color the pictures, too.


Name: _____

Things I Do

⇒ Draw something you do every day.



⇒ Draw something you do only on your birthday.



Name: _____


Picture This

⇒ Write *Today* or *Long ago* to tell what each picture shows.


1. _____ a telephone looks like this.



_____ a telephone looked like this.



2. _____ a ship looks like this.



_____ a ship looked like this.



3. _____ kids play like this.



_____ kids played like this.



Help children use the picture clues to fill in the blanks. You may also point out that word clues, such as the inflected ending *-ed* in *looked* and *played*, can help them figure out which sentences tell about now and which tell about something that happened in the past.

Answer Key

Cool Cat Things That Go

BLM 1 Picture Perfect

Answers will vary.

BLM 2 Color Match-Ups

1. truck 2. school bus 3. fire engine 4. car

Little Bear's Big House Big and Little

BLM 1 In My Home

Answers will vary.

BLM 2 Big or Little?

1. big truck 2. little car 3. little chair
4. big book

A Rainy Day Rain

BLM 1 My Rainy Day

Answers will vary.

BLM 2 Rain Helps

Children should circle the tree, the zebra,
the flower.

Sandy's Hats What Kids Like

BLM 1 Just for Me

Answers will vary.

BLM 2 What I Like

Answers will vary.

Are We There Yet? Animal Families

BLM 1 Vacation Time

Answers will vary.

BLM 2 Where Animals Live

1. pond 2. farm 3. ocean 4. grasslands

Just Like Any Other Day Today and Long Ago

BLM 1 Things I Do

Answers will vary.

BLM 2 Picture This

1. Today; Long ago 2. Today; Long ago
3. Today; Long ago

When We Grow Up People Who Help

BLM 1 My Place

Answers will vary.

BLM 2 Who Helps?

1. bus driver 2. nurse 3. dentist
4. vet 5. librarian

My Puppy A Puppy Grows Up

BLM 1 Make a Wish

Answers will vary.

BLM 2 Puppy Match-Up

1. It can see and hear. 2. It can walk and
eat food. 3. It can play.